



GUIDA ALLE TAGLIE

Stampa questa pagina in formato A4, facendo attenzione che la stampa sia impostata al 100%, e scopri la tua misura perfetta: posiziona uno dei tuoi anelli in corrispondenza dei bolli che trovi qui sotto. Quando il bordo interno del tuo anello combaccerà perfettamente con la circonferenza del bollo, avrai trovato la tua misura!

Misure DIUMA

6

Diametro Ø

-14,97 mm-



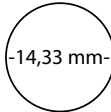
2



3



4



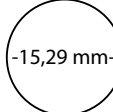
5



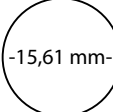
6



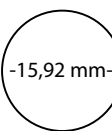
7



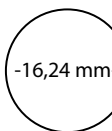
8



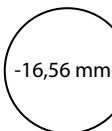
9



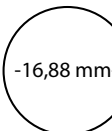
10



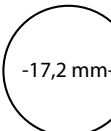
11



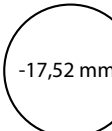
12



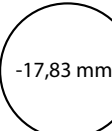
13



14



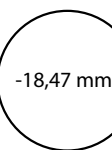
15



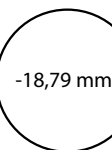
16



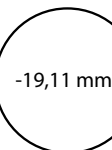
17



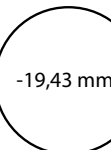
18



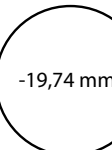
19



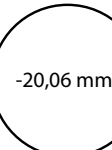
20



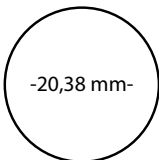
21



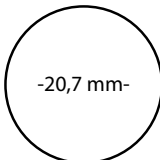
22



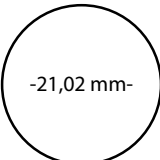
23



24



25



26



27



Per verificare che la dimensione di stampa sia corretta, assicurati che la scala qui sotto misuri esattamente 50 mm.

